

⚠ WARNING Before playing this game, read the Xbox 360® Instruction Manual and any peripheral manuals for important safety and health information. Keep all manuals for future reference. For replacement manuals, see www.xbox.com/support or call Xbox Customer Support.

Important Health Warning About Playing Video Games

Photosensitive seizures

A very small percentage of people may experience a seizure when exposed to certain visual images, including flashing lights or patterns that may appear in video games. Even people who have no history of seizures or epilepsy may have an undiagnosed condition that can cause these "photosensitive epileptic seizures" while watching video games.

These seizures may have a variety of symptoms, including lightheadedness, altered vision, eye or face twitching, jerking or shaking of arms or legs, disorientation, confusion, or momentary loss of awareness. Seizures may also cause loss of consciousness or convulsions that can lead to injury from falling down or striking nearby objects.

Immediately stop playing and consult a doctor if you experience any of these symptoms. Parents should watch for or ask their children about the above symptoms—children and teenagers are more likely than adults to experience these seizures. The risk of photosensitive epileptic seizures may be reduced by taking the following precautions: Sit farther from the screen; use a smaller screen; play in a well-lit room; do not play when you are drowsy or fatigued.

If you or any of your relatives have a history of seizures or epilepsy, consult a doctor before playing.

ESRB Game Ratings

The Entertainment Software Rating Board (ESRB) ratings are designed to provide consumers, especially parents, with concise, impartial guidance about the age-appropriateness and content of computer and video games. This information can help consumers make informed purchase decisions about which games they deem suitable for their children and families.

ESRB ratings have two equal parts:

- **Rating Symbols** suggest age appropriateness for the game. These symbols appear on the front of virtually every game box available for retail sale or rental in the United States and Canada.
- **Content Descriptors** indicate elements in a game that may have triggered a particular rating and/or may be of interest or concern. The descriptors appear on the back of the box next to the rating symbol.



For more information, visit www.ESRB.org

CROSS THE LINE

The Tri-Cities syndicates are your target, and taking them down means going in deep. As their wheelman, you'll tear up rivals in illegal street races, build a rep, and rumble with a motivated police force dedicated to taking you out. As an undercover cop, you'll gather info on your criminal employers and jam them up the second they're vulnerable. You don't have friends anymore. Both sides will burn you if you're caught, and it's getting tough to remember which side you're really on ...

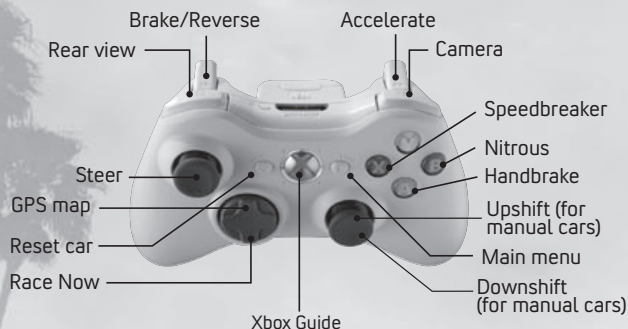


needforspeed.ea.com

COMPLETE CONTROLS

These are the default controller settings. To change your controller scheme, select **OPTIONS** in the main menu, then select **CONTROLS**.

General Gameplay



SAVING

Only one save slot is allowed per gamer profile. Progress is automatically saved after every completed race or job, and automatically loaded when you launch the game. You can turn autosave off from the Options menu.

Starting a new career will overwrite all progress on an existing career.

PLAYING THE GAME

Get in good with the syndicates and stay a step ahead of the law by customizing your rides with the cash you earn. Just try to pretend you're not enjoying a life of crime too much.



THE HEROIC DRIVING ENGINE (HDE)

Need for Speed™ Undercover lets you drive the way you want, and rewards you for taking unnecessary chances. Some are good for Style points, some are tight moves that get you out of a jam before you get jammed, but all are necessary if you plan to dominate. Check out Hints and Tips off the main menu for more info.

180s, 360s, 540s, and 720s

Speed + turn + handbrake = good times. The faster you go, the better it gets.

Burnout

Brake and throttle hard to spin your wheels without moving, then let 'er go and rip off the line.

360 Burnout

Spool up the tires to a nice redline, then ease off the brake and steer hard over to spin in place.

Reverse 360

Slam it into reverse, get up to speed, then steer to the max to crank your ride around. Just try to miss the walls.

J-Turn

Reverse, slam the wheel to spin the car around 180 degrees, and hit the gas to take off. Good for evading roadblocks and police pursuits. Press **LB** to flip the camera to look behind you for a Reverse J-Turn 180.

Double-tap Reverse

Pull **LB** twice and hold to instantly throw it in reverse and back out of any kind of trouble.

Drifting

Take a turn at speed, tap the handbrake, and counter-steer to keep yourself on the road. Keep tapping the handbrake to increase your drift; time it right, and you'll flow through that corner.

Nitrous Drift

Hit the nitrous as you start drifting a turn, and get ready for some mad countersteering.


Coasting Deceleration

Just take your foot off the gas and take a corner clean without touching any pedals.



Trail Braking

Apply some pressure to the brakes and keep your throttle maxed to limit speed without losing momentum.

MAIN MENU

Call up the main menu at any time by pressing  and get access to info you need, stats, maps, and different game modes.

GPS MAP

Jump straight to an event on your GPS map by selecting it and pressing ; press  to get more info on that event. Your map also shows pursuit breakers, hiding spots, race routes, and career progress.

OPTIONS

Change the controls to your personal taste, refine the audio/visual settings, or input a few cheat codes to make life easier.

HINTS AND TIPS

Get a push in the right direction whenever you need it. Select HINTS AND TIP from the Options menu for info that'll put you on the top of your game.

Cars

When you start earning cash, use it to buy new cars and outfit them with performance parts to boost power and handling, or visual parts to trick out your ride.


Garage See all your cars, and go into Photo mode to snap a few pics. Stashing a hot car in your garage will also take the heat off it.

Shop See all the cars available for purchase, if you have the money.

Visuals Add everything from new paint and vinyls to aftermarket kits.

Performance Put some muscle on your muscle car, from quick upgrades to upgrade packages, or visit Tuning to tune up your ride for free.

NITROUS

When it's time to give your ten-second car an extra edge, upgrade your ride with a nitrous tank. Once it's installed, press  to get a serious jolt of speed when you need it most. The more In The Zone you are, the bigger and badder a nitrous jolt gets.

Quick Race

Step outside your career and instantly race any unlocked event in any unlocked car. You won't get paid for winning, but any racer will tell you winning's enough. Your fastest times will automatically upload to the Leaderboards.

MY CARS

Roll big by modding your car as much as you want at no charge. You can save any custom ride you build in My Cars and use it for Quick Race and Xbox LIVE[®] games, but not in career mode. Those cars will cost you.

If you want help accelerating your career instantly, unlock any car, performance, or visual part by purchasing them with Microsoft Points. These additions are also available in Online and Quick Race play.

XBOX LIVE

Play anyone and everyone, anytime, anywhere on Xbox LIVE[®]. Build your profile (your gamer card). Chat with your friends. Download content (TV shows, trailers, HD movies, game demos, exclusive game content, and Arcade games) at Xbox LIVE Marketplace. Send and receive voice and video messages. Use LIVE with both Xbox 360[™] and Windows[™]. Play, chat, and download on both your PC and your Xbox 360. LIVE gives you ultimate access to the things you want and the people you know, on both your PC and your TV. Get connected and join the revolution!

REGISTRATION AND SUBSCRIPTION REQUIRED TO ACCESS ONLINE FEATURES. INTERNET CONNECTION REQUIRED. INCLUDES SOFTWARE THAT COLLECTS DATA ONLINE NECESSARY TO PROVIDE ONLINE INGAME ADVERTISING. EA ONLINE TERMS & CONDITIONS AND FEATURE UPDATES ARE FOUND AT WWW.EA.COM. YOU MUST BE 13+ TO REGISTER WITH EA ONLINE.

EA MAY RETIRE ONLINE FEATURES AFTER 30 DAYS NOTICE POSTED ON WWW.EA.COM.

Take your skills online and match your top car against up to seven other drivers in Sprint and Circuit races, or dive into team-based play for a game of Cops and Robbers.

NOTE: You can use cars modified in My Cars in the Xbox LIVE modes.

Connecting

Before you can use Xbox LIVE, connect your Xbox 360 console to a high-speed Internet connection and sign up to become an Xbox LIVE member.

For more information about connecting, and to determine whether Xbox LIVE is available in your region, go to www.xbox.com/live/countries.

Family Settings

These easy and flexible tools enable parents and caregivers to decide which games young game players can access based on the content rating. And now, LIVE Family Settings and Windows Vista Parental Controls work better together. Parents can restrict access to mature-rated content. Approve who and how your family interacts with others online with the LIVE service. And set time limits on how long they can play. For more information, go to www.xbox.com/familysettings.





COPS AND ROBBERS

Two teams face off in a smash 'n' grab battle royale: Robbers, who race to pick up stolen cash and deliver it to select drop-off points before the timer runs down, and cops, who chase them down and bust them hard. Simple.

Games are played in two rounds, with teams switching sides between rounds. You can only dominate if you master both sides of the law.

TIP: Only one robber can carry the loot at once, so protect him by bashing the cops who get too close. And if you cops find that busting the robber is too tough, try to prevent him from making the drop-off point in time.

PHOTO MODE

Capture the moment in pictures by entering Photo mode from the main menu. Rotate the camera by moving , zoom in/out by pressing /. Snap the picture by pressing , and it'll automatically upload to your gallery at NeedforSpeed.com.

Only your last ten photos are available. Visit NeedforSpeed.com to make sure your favorite images are saved.

Linking Your Gamertag to an EA Account

You need to link your gamertag to an EA Account to access the online features of *Need for Speed Undercover*. If you have already linked your gamertag to an EA Account, you can play online instantly. If you have not linked your gamertag, you'll be prompted in the game to sign in with an existing EA Account or to create a new EA Account. Once the account is linked to your gamertag, you can then play online. Linking to an EA Account is easy ... all it takes is an e-mail address and a password.

Your e-mail address and password are also your login to NeedforSpeed.com. Join the online community now!

NOTE: You can link your gamertag to an EA Account or manage your EA Account on the web at NeedforSpeed.com. You can also visit profile.ea.com to update your account information and retrieve lost passwords.

GOING UNDERCOVER

CASE FILES

You've got a job to do, officer. Play through the career mode by beating the best racers on the streets until you get noticed, and the local mob starts offering you work. You'll also earn cash to buy new cars and mod your collection until you've got the meanest wheels on the road.

The deeper you go, the more cars and tracks you'll unlock for Quick Race events.

JOBS

Work for the syndicates until they let you get close, then take their bosses out.

Hot Car Deliver a stolen car to its new owners, and make sure it's still pristine when it gets there.

Wheelman Make your getaway by busting through a police cordon, then shake the pursuit cars.

Boss Chasedown Once you've got all the evidence you need on a boss, chase 'em down and destroy them before their minions total you.

PINK SLIP REWARDS

Sometimes the syndicates kick back a little something extra for a job well done ... and sometimes you just take it. Pink Slip Rewards add a free new car to your collection, though you'll have to earn it the hard way.

Race Now

Jobs are the backbone of your Undercover case. A notice appears in the HUD as these Career Events are unlocked. Jump directly into a race or job by pressing **↻**. Complete these first in Race Now mode to progress through the story.

Don't want to tool around the Tri-Cities looking for opportunities? Jump directly into some action by opening your GPS map and scrolling your cursor over any event icon you see. Press **X** to get more info on that event, or just press **A** to launch it.

Events can be completed in any order once they're unlocked.

RACE EVENTS

Everybody starts somewhere. Pick up some easy money and jump-start your life of crime with a few street races.

Highway Battle You've got just a few minutes to catch up—and then dust—a racer with a big head start, right in the middle of live traffic. One good crash is enough to put you out of the running for good.

Sprint Race point-to-point against seven opponents.

Circuit Take a multi-lap spin with barriers to keep you on track.

Outrun Race across the open world and find shortcuts to get out in front—and stay there—until the timer runs down.

Checkpoint Make the waypoints in order before the timer runs out.

Wheelman Skills

Crime pays. Do well in a race, and your skills behind the wheel will level up. Car performance will improve, cash rewards will increase, In The Zone points earned will get new multipliers, and all these rewards go up as you dominate events and progress through your career.

WHEELMAN REP

The only way to get ahead is to make criminals trust you. Your Wheelman Rep tells you how deep that trust runs. Win races to make the syndicates think you're on their side, and score Style and Cost to State points to make your cover even more convincing. Your Rep level is displayed after every event.

Style Points and In The Zone Meter

Pull off Heroic driving moves and you'll earn style points to fill your In The Zone meter. Chaining stunts together without crashing adds multipliers that fill your In The Zone meter even faster.

The more In The Zone you are, the better your speedbreaker and nitrous tanks operate, and the faster important people will notice you.

Cost to State

Randomly smashing up traffic or private property racks up a major bill and ups the syndicate's trust in you, which affects how fast you get new job offers come in.

HEAT METER

The downside to earning Cost to State points is increased heat from the law. The higher your heat level, the more cops are on the lookout for you. Keep it up, and they'll work even harder to bust you ... and then they'll set up roadblocks, lay down spike strips, and call in the Feds to take you out.

You can reduce your heat level by stashing a car the cops recognize in your garage. Visual customization also disguises a car, reducing its heat score.

PURSUITS

You're in no position to flash your badge when the law targets you. Pursuits can happen at any time, whether you're tooling around town or in the middle of an event. If a cop spots a car with a high heat level, they'll come at you, period. When the police are actively pursuing you, a meter on the bottom of your screen will indicate how close you are to escape ... or prison.

WANTED EVENTS

Go up against cops, and see if you can get away with it when the heat comes down on you hard.

Cop Take-Out Destroy your recommended daily quota of cop cars.

Cost to State Rack up serious collateral damage before time's up.

Escape Floor it and shake every cop on your tail ... if you can.

Cooldown and Hiding Spots

It's not enough to break your pursuers' line of sight. Cops in the area will still be on high alert and actively looking for you, so it's best to lay low for a while. A cooldown meter will appear to let you know when things have blown over.

You can also play it safe by finding a hiding spot on your GPS map, getting to it undetected, and staying there until the cooldown period's over. Sitting tight in a hiding spot accelerates the cooldown period.

Pursuit Breakers

Beat the heat by leaving an instant roadblock in your wake. If you see an elevated structure ahead, ram its supports to bring it crashing down behind you. Pursuit breakers are marked on your GPS map and mini-map during pursuits, so finding one won't be a problem.

Speedbreaker

Speedbreaker slows down time when you press **X**, making it easier to take a sharp corner, or to take a cop out of the equation. It only lasts a few seconds, but if you're really In The Zone, those seconds will get longer.

GETTING BUSTED

If the cops catch you, your ride gets a strike and you're stuck with legal bills. Get three strikes on a single car, and you can say goodbye to it forever.

That's bad, but if all your cars are impounded and you can't scrape the cash together to buy a new one, it's Game Over, pal. Start a new game, buy a new ride with Microsoft Points, or enjoy your early retirement.



You played the Game. Now play the Music.

EA Soundtracks and Ringtones
Available at www.ea.com/eatrx